

INTRODUCING THE SKYCADDIE SX500



STUNNING HD GRAPHICS WITH DISTANCES YOU CAN TRUST

Golf's best-ever GPS display

Stunningly detailed hole graphics on a brilliant full HD 5" glove-friendly touch screen.

PinPoint Technology

With pin sheet or zone information, PinPoint provides the ability to get distances to today's pins and zones on IntelliGreen without the need for line-of sight, thereby obsoleting laser rangefinders.

See everything, miss nothing

Accurate, up to date yardages to everywhere on the hole – not just Front-Middle-Back. Pre-loaded with over 35,000 ground-verified course maps, exclusive to SkyCaddie. We map and update courses on foot using professional surveying equipment.

WiFi for Instant Course Updates


Built-in WiFi enables you to download the latest, updated SkyCaddie map for today's golf course. No need to plug into a computer.

Rugged, weatherproof, powerful

SX500 conquers bad weather. Instant accuracy in all conditions. Highly water-resistant. Extended battery life gives 36 holes minimum.



SKYCADDIE SX500



2018 COMPETITOR 1



2018 COMPETITOR 2

THE BEST VIEW IN GOLF

Golf's largest, highest-resolution touch screen. Amazing hole graphics. Instant data at a glance. SkyCaddie SX500 blows away the competition.

OTHER FEATURES INCLUDE:

- NEW Dynamic HoleVue with Integrated Targets
- NEW Dynamic RangeVue with Club Targets
- GPS flexibility means line-of-sight not needed
- Patented IntelliGreen® Pro showing major Contours, Tiers and False Fronts
- Movable Cursor gives Flexible Distance Measurement to any point on hole
- Ultra-Big Number Mode
- Shot Distance Measurement
- Auto Course, Auto Hole, AutoView Rotation
- Digital Scoring, Stat Tracking and more

HARDWARE FEATURES

- Wi-Fi 802.11 b/g/n
- Multi-constellation navigation satellite capability
- 13 MegaPixel Camera (save images to your SkyGolf 360 account)

TECHNICAL SPECIFICATIONS

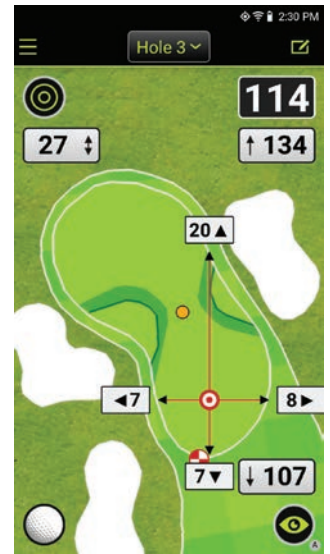
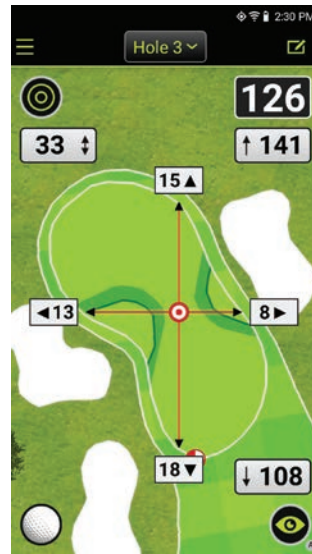
- Size: 6 "x 3" x .5" inch (155.5 x 83 x 12.7 mm)
- Weight: Approximately 8 ounces (250 grams)
- Display: 5" LCD Touch screen, 1920x1080 resolution
- Battery: Up to 14 hours
- Water resistance: IPX 7
- Languages: English





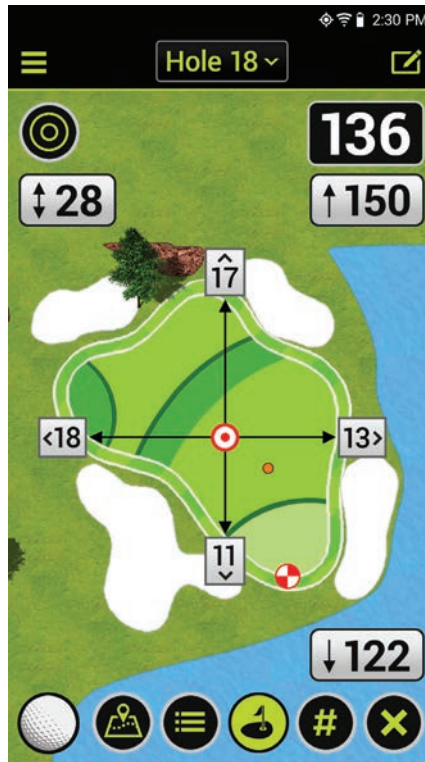
NEW PINPOINT TECHNOLOGY

Exclusive to SkyCaddie SX500, PinPoint provides the ability to get distances to today's pin on IntelliGreen to obsolete laser rangefinders. Use Wi-Fi to Sync web-loaded pin positions and zones if available, or manually enter pin sheet information to get Distance To Hole, plus Front - Middle - Back, plus the Depth and True Shape of the green relative to your line of play - whether you can see the flag or not. Try doing that with a laser! For strategic shot-planning drag your SX500 cursor to anywhere on the green for an accurate landing area distance. SX500's screen rotates automatically to match your angle of approach, and the distance information reflects your current position with no need for line-of-sight. SkyCaddie SX500 means more information, more speed, more accuracy and no aiming.



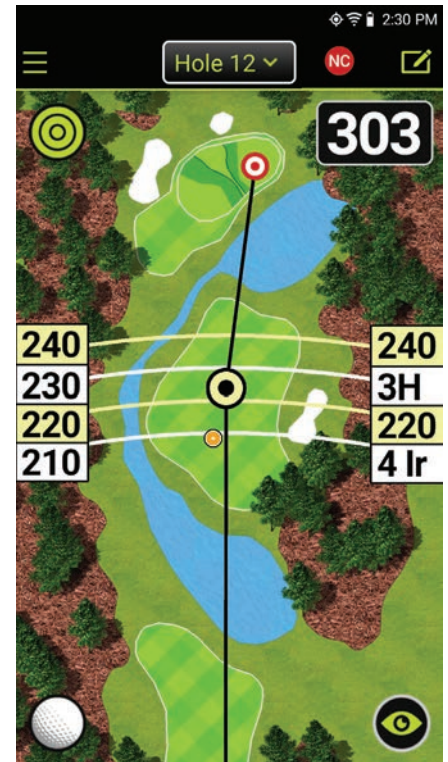
NEW DYNAMIC HOLEVUE WITH INTEGRATED TARGETS

SX500 displays detailed fairway AND green data, both of which dynamically auto-rotate according to your current position. Accurate distances to up to 40 ground-mapped targets per hole. Pinch-zoom or double-tap to reveal critical distances to hazards, carries, layups and fairway runouts - all verified and updated regularly on foot by your SkyCaddie mapping team.



PATENTED INTELLIGREEN® PRO TECHNOLOGY

SkyCaddie's patented IntelliGreen® technology comes to life like never before on SX500's crystal-clear screen. The exact green shape rotates according to your angle of attack. See accurate distances to all points on the green from where your ball lies - including front carry and back edge over the pin, major tiers, mounds and false fronts. SX500 gives golf's most comprehensive look at a distant green from anywhere on the hole: line-of-sight not needed!



NEW DYNAMIC RANGEVUE WITH CLUB TARGETS

Enter your normal club hitting distances into SX500's new Dynamic RangeVue feature. In play, dynamic yardage arcs are overlaid on-screen showing you which club you should hit to fairways, greens and other strategic points. A true confidence-builder which leads to improved shotmaking and lower scores. This feature is non-conforming and only for use in practice rounds or casual golf.